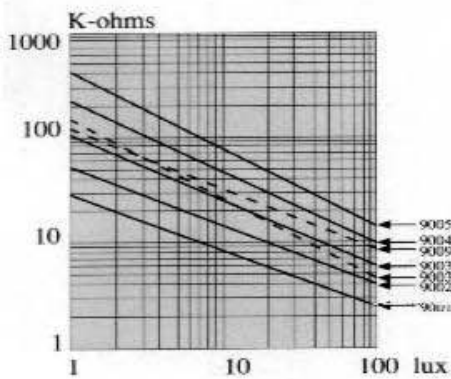
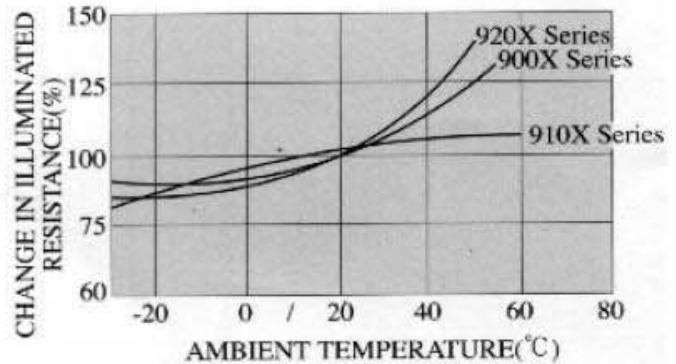


Type No.	Maximum Ratings			Characteristics E (at 25°C)					
	Applied Voltage at 25°C (Vdc)	Allowable Power Dissipation at 25°C (mW)	Ambient Temperature Ta (°C)	Cell Resistance A			C 100~10 lx Type	Response Time at 10 lx D	
				10 lx (at 2856K)		0 lx B		Rise Time Type (ms)	Decay Time Type (ms)
				Min. (K ohm)	Max. (K ohm)	Min. (M ohm)			
9001	150	90	-30~+75	4	11	0.3	0.65	60	25
9002	150	90	-30~+75	9	20	0.5	0.6	60	25
9002-1	150	90	-30~+75	11	27	0.5	0.7	60	25
9003	150	90	-30~+75	16	33	1	0.8	60	25
9003-1	150	90	-30~+75	23	33	1	0.85	60	25
9004	150	90	-30~+75	27	60	2	0.85	60	25
9005	150	90	-30~+75	50	94	2.5	0.9	60	25
9005-1	150	90	-30~+75	48	140	20	0.9	60	25
9006	150	90	-30~+75	80	200	5	1	60	25
9007	150	90	-30~+75	10	100	1	0.8	60	25
9008	150	90	-30~+75	10	200	20	0.85	60	25
9103	150	90	-30~+75	20	45	1	0.8	60	25
9200	150	90	-30~+75	10	50	5	0.9	70	15
9203	150	90	-30~+75	5	20	20	0.9	70	15

● Cell resistance vs. illuminance



● Cell resistance vs. temperature



A. Measured with the light source of a tungsten lamp operated at a color temperature of 2856K.

B. Measured 10 seconds after removal of incident illuminant of 10 lux.

C. Gamma characteristic between 10 lux and 100 lux and given by

$$\frac{\log(R_{100}) - \log(R_{10})}{\log(E_{100}) - \log(E_{10})}$$

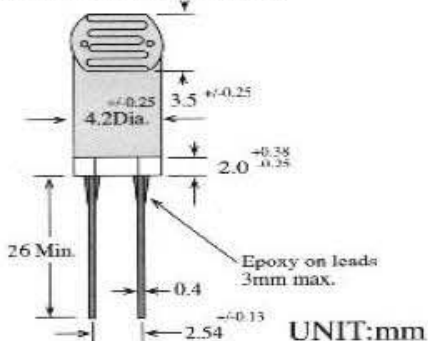
Where R100, R10: cell resistances at 100 lux and 10 lux respectively

E100, E10: illuminant of 100 lux and 10 lux respectively

D. The rise time is the time required for the cell conductance to rise to 63% of the saturated level. The decay time is the time required for the cell conductance to decay from the saturated level to 37%.

E. All character is tics are measured with the light history conditions: the CdS cell is exposed to light (100 to 500 lux) for one to two hours.

● Out-line Dimension.



TEL : (886) 2- 2278 2226 FAX : (886) 2- 2278 3558

三重市重新路 5段 609巷 18號 3F-5(湯城園區)

E-Mail : sales@newtouch.com.tw

http://www.newtouch.com.tw